



- ⦿ Designed for in-situ monitoring in tunnels or similar confined spaces
- ⦿ Proven electrochemical measurement of CO
- ⦿ Pre-calibrated "plug-in" sensor modules for ease of replacement
- ⦿ Backlit LCD display providing clear sensor information and diagnostic data
- ⦿ Rugged and reliable, with ingress protection to IP65
- ⦿ Compatible with BS EN 50545-1:2011

The ECOM tunnel monitor measures the concentration of carbon monoxide (CO) within an ambient environment such as road, rail, meteorological or other industrial application. These measurements can be used as part of an air quality management system for ventilation control and/or secondary smoke detection within a traffic tunnel or other confined space.

The ECOM is a fixed sensor, which uses an electrochemical cell for CO detection. The ECOM consists of a Sender Unit and a 'plug-in' Sensor Module, which are mounted together on the wall or ceiling of the tunnel. The Sensor Module is pre-calibrated and stores all necessary data relating to type identification, sensing range and specific calibration. This data is automatically recognised by the Sender Unit when the module is fitted.

Using an electrochemical cell means that the ECOM combines good sensitivity at low gas concentrations with high range capability and excellent stability. Electrochemical cells contain an electrolyte that is gradually consumed during use, influenced mostly by the duty cycle, ambient temperature and humidity. Therefore, the Sensor Module requires replacement / recalibration every 6 to 12 months to ensure accuracy of response. The sensor modules are pre-calibrated plug-in units which can be quickly and conveniently replaced, which means calibration gases are not required. Replacement sensor modules are available from Tunnel Sensors.

The ECOM is an intelligent sensor with 4-20 mA output and the option of RS485 serial communication protocols. It has two visual output alarm signals for GENERAL alarm and HIGH alarm. Default values are entered during manufacture and these can be adjusted to preferred values.

## Specification

### Measurement Performance

No.	Parameter	Units	Min	Max	Comment
1	Measurement Range	ppm	0	300	
2	Resolution	ppm		1	Display resolution
3	Accuracy	ppm %	-2 -2	+2 +2	
4	Response Time - T90 - T63	s		40 20	
5	Temperature Stability	%	-3	+3	Over full temperature range
6	Span Drift	% / Month	-1	+1	
7	Calibration Interval	Months	6	12	Replace or recalibrate sensor module

### Power

8	Voltage	Vdc	+24		90 - 260 Vac with optional PSU
9	Voltage Tolerance	%	-10	+10	
10	Nominal Current Consumption	mA		40	
11	Power Up Current Consumption	mA		50	

### Interface Options

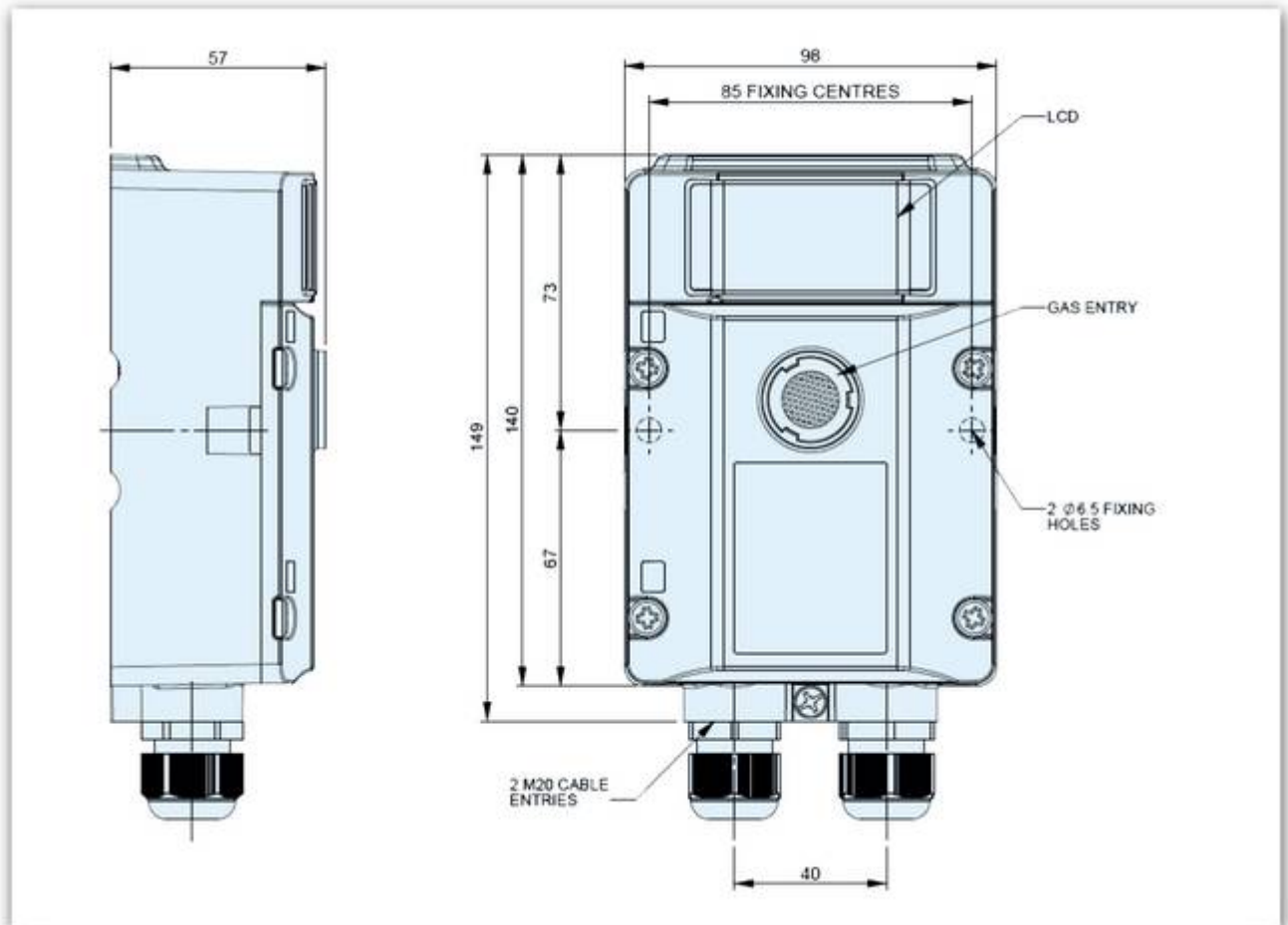
12	Analogue Output	mA	4	20	(ESU-420 only)
13	Serial output				ModBus RTU via RS485 (ESU-485 only)

### Physical

14	Ingress Protection			IP65	Gas port IP54
15	Operating Temperature	°C	-20	+50	
16	Operating Humidity	%	15	90	Non condensing
17	Ambient Pressure	mBar	800	1100	
18	Regulatory Compliance				2004/108/EC (Electromagnetic Radiation) 2006/95/EC (Low Voltage) 94/9/EC (ATEX)
19	Materials				Stainless steel reinforced Polymer
20	Dimensions	mm	140 x 98 x 57		
22	Weight	kg		0.6	
22	Warranty	Months	24		Return to base warranty. Extensions available.






**Dimensions (mm)**





**Options & Accessories**

Description	Order Code	Notes
<b>ECOM Instrument</b> 	TSL-ESU-420 TSL-ESU-485	Sender Unit  4 to 20mA version RS485 Version
<b>Calibrated CO Sensor Module</b> 	TSL-ECOM-SM1	Plug-in Sensor Module CO calibrated 0 to 300ppm.
<b>Boxed PSU</b>	PSU-005	Multi AC input, 24Vdc output 75W, IP67 rated enclosure
<b>Cable</b>	CBL-046	8-core, screened, 20AWG. DEF STAN 61-12 Part5 LSHZ. Max length 300m
<b>TSCU (Operator Interface)</b> 	TSL-TSCU-4 TSL-TSCU-8	Operator Interface for use with RS485 version only.  4 analogue outputs and relays 8 analogue outputs and relays

Note that the actual part may differ from the above representative pictures.

